









Indicator	Unit	Period	Harrow						NWL value	London value	England value	Source
			Progress since 2019	Count	Value	Compared to NWL	Compared to London	Compared to England				
Harrow Health and Wellbeing Strategy Outcomes 2022-2030												
<i>HEALTHY PEOPLE - Start well by giving every child the best start in life</i>												
Achieving a good level of development at the end of Reception	Percentage	2021/22	→	2,158	70.4%	n/a	●	●	n/a	67.8%	65.2%	<i>Fingertips (OHID)</i>
16 to 17 year olds not in education, employment or training (NEET) or whose activity is not known	Percentage	2021	→	109	1.9%	n/a	●	●	n/a	3.4%	4.7%	
Year 6: Prevalence of overweight (including obesity)	Percentage	2021/22	→	1080	39.6%	n/a	●	●	n/a	40.5%	37.8%	
5 year olds with visually obvious dental decay	Percentage	2018/19	↑	n/a	42.4%	n/a	●	●	n/a	27.0%	23.4%	
A&E attendances (0-4 years)	Rate per 1,000	2019/20	→	15,150	849.1	n/a	●	●	0	787.7	659.8	
Dtap IPV Hib (2 years old)	Proportion	2021/22	↓	2,851	86.8%	n/a	●	●	n/a	87.2%	93.0%	
MMR vaccination for one dose (2 years old)	Proportion	2021/22	↓	2,684	81.8%	●	●	●	81.7%	79.9%	89.9%	
Hospital admissions for mental health conditions (<18 yrs)	Rate per 1,000	2020/21	→	40	66.7	n/a	●	●	n/a	61.3	87.5	

Significantly improved Better than comparator

 No significant change No significant difference

 Significantly worsened Worse than comparator

Indicator	Unit	Period	Harrow						NWL value	London value	England value	Source
			Progress since 2019	Count	Value	Compared to NWL	Compared to London	Compared to England				
Harrow Health and Wellbeing Strategy Outcomes 2022-2030												
<i>HEALTHY PEOPLE - Live well - Healthy Adults of all ages</i>												
NHS Health Check uptake (annually)	Percentage	2021/22	→	4,273	6.2%	n/a	●	●	n/a	5.8%	3.5%	Fingertips (OHID)
Bowel screening coverage	Percentage	2021	↑	23,163	61.4%	n/a	●	●	n/a	59.3%	65.2%	
Breast screening coverage	Percentage	2021	↓	15,046	55.3%	n/a	●	●	n/a	55.2%	64.1%	
Cervical screening coverage	Percentage	2021	→	32,527	56.5%	n/a	●	●	n/a	59.1%	68.0%	
Emergency Hospital Admissions for Intentional Self-Harm	Age standardised rate	2020/21	↑	220	89.2	n/a	●	●	n/a	82.7	181.2	
Smokers setting a quit date	Rate per 100,000	2019/20	n/a	n/a	n/a	n/a	n/a	n/a	n/a	3,173	3,512.0	
Smokers that have successfully quit at 4 weeks	Rate per 100,000	2019/20	n/a	n/a	n/a	n/a	n/a	n/a	n/a	1,665	1,808	
COVID (booster) vaccination	Percentage	2022/23	n/a	133,723	48.0%	●	●	●	42.0%	n/a	n/a	WSIC
Flu vaccination	Percentage	2022/23	n/a	66,731	42.0%	●	n/a	n/a	33.0%	n/a	n/a	WSIC
Percentage of residents using physical activity programmes	Percentage											

Significantly improved   Better than comparator 
 No significant change  No significant difference 
 Significantly worsened   Worse than comparator 

Indicator	Unit	Period	Harrow						NWL value	London value	England value	Source
			Progress since 2019	Count	Value	Compared to NWL	Compared to London	Compared to England				
Harrow Health and Wellbeing Strategy Outcomes 2022-2030												
<i>HEALTHY PEOPLE - Age well - Promoting Health Ageing</i>												
Hip fractures in people aged 65 and over	Age standardised rate	2020/21	→	175	396	n/a	●	●	n/a	428	529	Fingertips (OHID)
Social isolation: Adult social care users who have as much social contact as they would like (18+)	Percentage	2019/20	→	1180	40%	n/a	●		n/a	43%	46%	
Percentage of people dying in their usual place of residence	Percentage	2021	n/a	859	47.5%	n/a	n/a	n/a	n/a	48.0%	54.7%	
Percentage of adults who feel lonely often / always or some of the time	Percentage	2019/20	n/a		22.8%	n/a	●	●	n/a	23.7%	22.3%	
Older people (65 and over) still at home 91 days after discharge from hospital into rehabilitation services	Percentage	2021/22	n/a	489	85.6%	n/a	●	●	n/a	85.1%	81.8%	WSIC
Citizens and staff reporting positive experience of care	New metrics - Starting reporting in 2023 (currently no historical data available)										Harrow Council	

Significantly improved   Better than comparator 
 No significant change  No significant difference 
 Significantly worsened   Worse than comparator 